









HEAVY SWEATSHIRT





Style 5429

A classic crew neck brushed heavyweight sweatshirt, featuring double-stitched elastic cuffs, neck rib and waistband. The perfect sweat for work or a trip to the gym.

SPECIFICATIONS

- | | | |
|--|--|---|
|  Black |  Dark Grey |  Dark Olive |
|  Deep Green |  Heather Grey |  Navy |

Three-thread fabric // Brushed inside // Ribs with elastane
// Double dyed // Double stitched // Washable at 60 degrees

-  310-320 gsm
-  70% ringspun cotton / 30% polyester
-  S-5XL
-  20/1 pcs

